



ANLY COUNTER

H5DA MULTI-FUNCTION DIGITAL COUNTER / TIMER



CHARACTERISTICS :

- Counter or Timer function selectable
- Scroll-through menu for all parameters
- Proximity and photoelectric switches compatible
- High-speed response allows 10k counts per second
- Online change of set value possible
- 4 levels of key protection provided
- 3 user selectable mode : Count Up, Count Down and Count Up/Down
- Memory function available
- CE certified

SPECIFICATION :

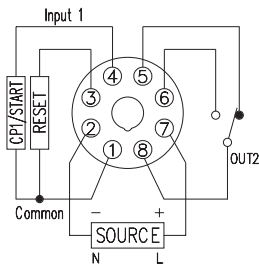
Operating voltage	AC/DC(V): 12~48 AC/DC(V): 100~240
Allowable operating voltage range	85~110% of rated operating voltage
Rated frequency	50 / 60 Hz
Contact rating	250VAC 5A (resistive load)
Count speed	MAX 30, 1k, 5k or 10k cps
Reset time	MAX 0.1s
Power consumption	Approx. 2.5VA
Life	Mechanical: 5,000,000 times Electrical: 100,000 times
Ambient temperature	-10 ~ +50°C
Ambient humidity	MAX 85%RH
Weight	Approx. 118g

TYPE SELECTION :

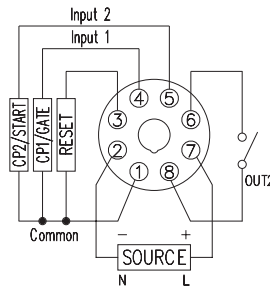
Type	H5DA-8	H5DA-8B	H5DA-8M	H5DA-11	H5DA-11D	H5DA-11M
Count speed	Max 30, 1k, 5k or 10k cps(user program selectable)					
Output contact	1C	1a	1a	2C	1a1C	1C
Memory	○	○	○	○	○	○
External Reset	○	○	○	○	○	○
Count Up	○	○	○	○	○	○
Count Down	○	○	○	○	○	○
Count Up/Down	- - -	○	○	- - -	○	○

CONNECTION :

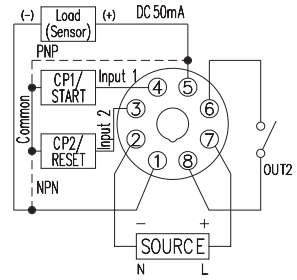
H5DA-8



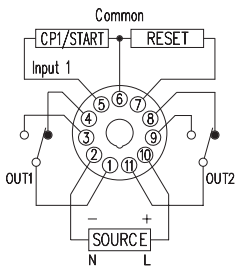
H5DA-8B



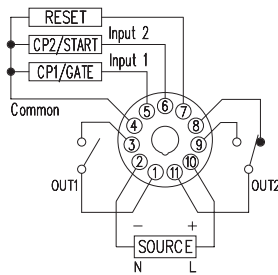
H5DA-8M



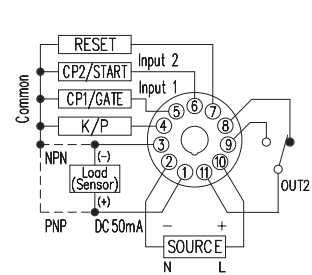
H5DA-11



H5DA-11D



H5DA-11M



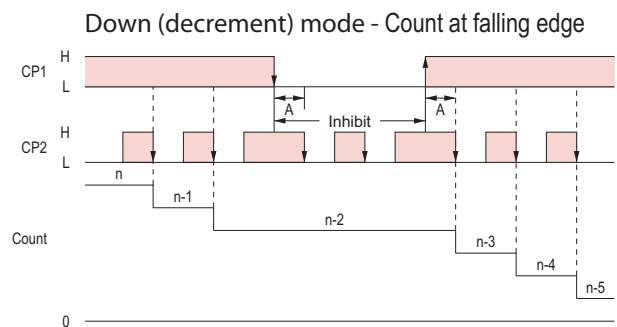
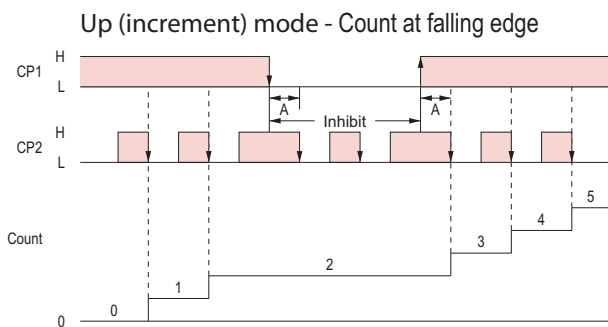
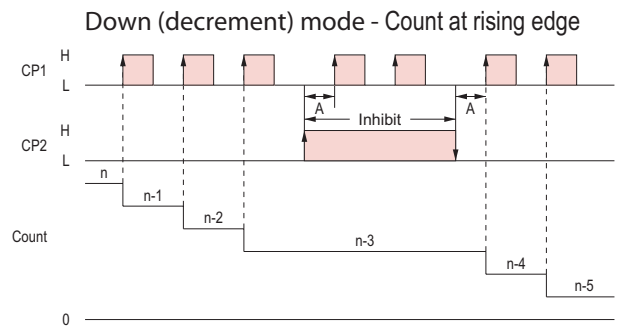
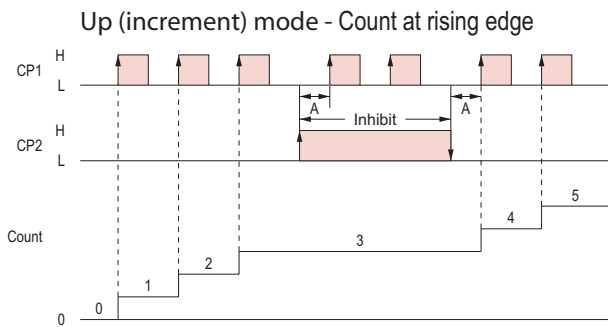
Note 1: When using NPN type Proximity, Common = 0V
 Note 2: When using PNP type Proximity, Common = +V

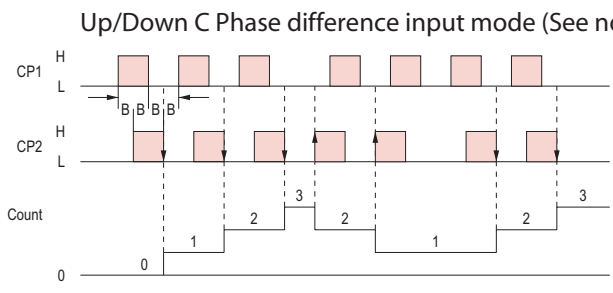
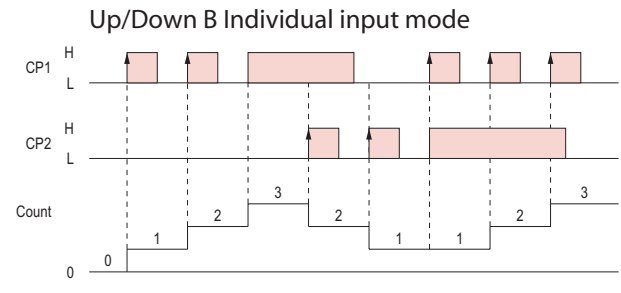
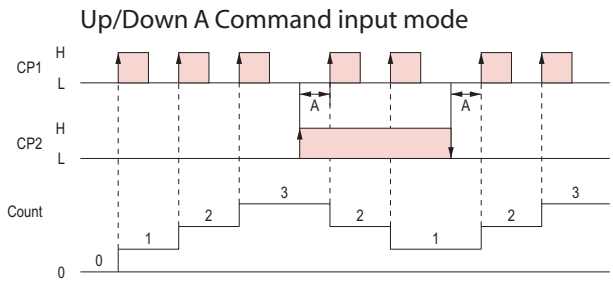
TIMING CHART : (Counter)

Input Modes and Count Value

Please note: 1. "A" indicates minimum signal width; "B" indicates 1/2 of minimum signal width. Signals may not be counted if the minimums for A and B are not met.
 2. H and L

Signal	No-voltage input	Voltage input
H	Short circuit	4.5 ~ 30 VDC
L	Open circuit	0 ~ 2 VDC



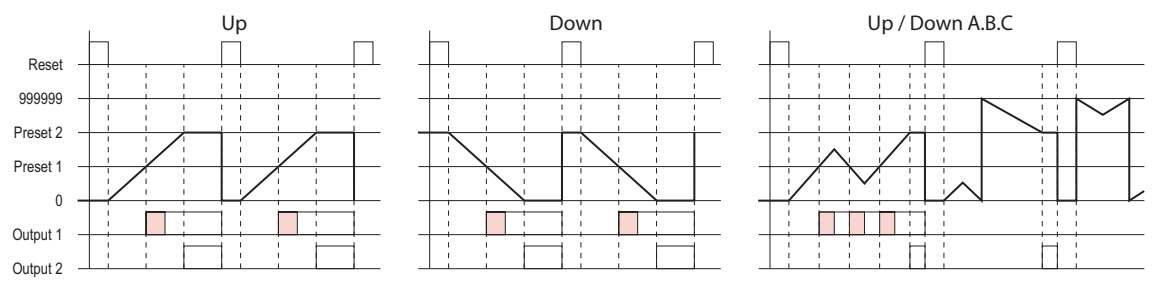


Note 1. Set the same counting speed for CP1 and CP2 when in Up/Down C mode.

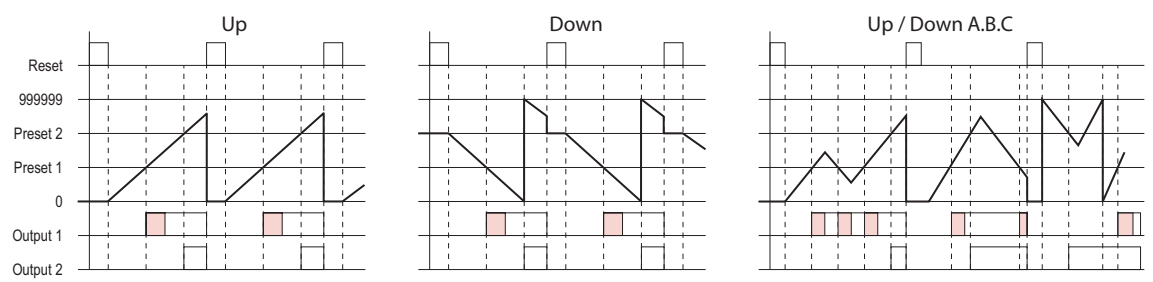
Input / Output Mode Setting



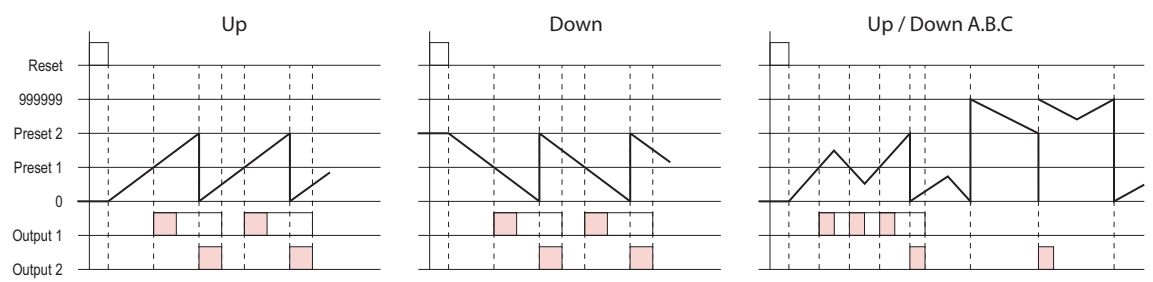
Output mode **N** : Output and present value display are maintained until reset.



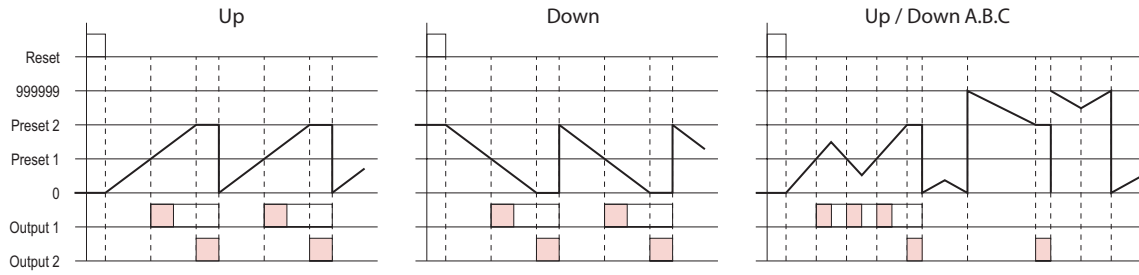
Output mode **F** : Present value display runs continuously. Outputs are maintained until reset.



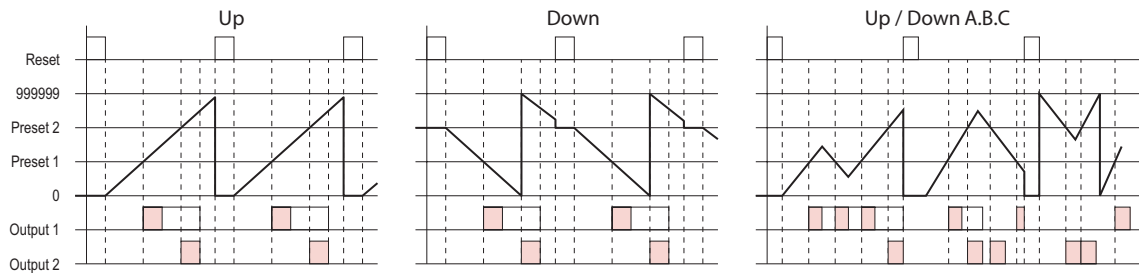
Output mode **C** : Present value is placed in reset start status as soon as count up is reached. The count up is not displayed. Outputs are 1-shot and operate repeatedly. Output 1 is self-holding, and goes off after expiration of the 1-shot period for Output 2. One-shot time periods for Output 1 and 2 are independent.



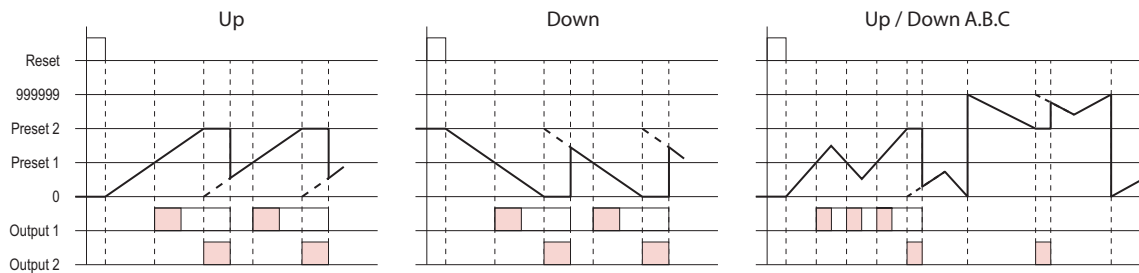
Output mode R : Present value is placed in reset start status as soon as count up is reached. Outputs are 1-shot and operate repeatedly. Output 1 is self-holding, and goes off after expiration of the 1-shot period for Output 2. One-shot time periods for Output 1 and 2 are independent.



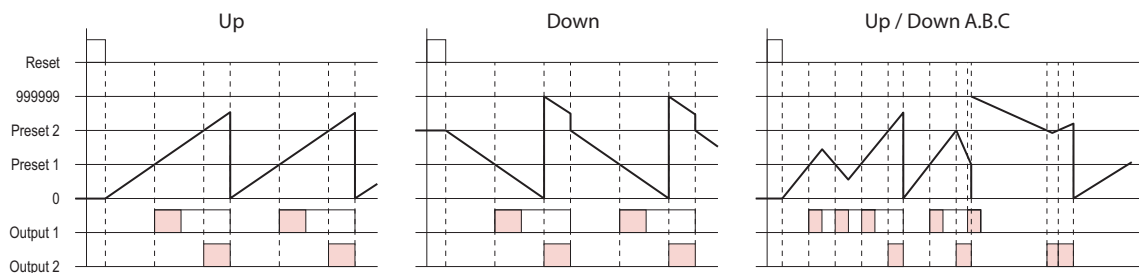
Output mode K : Present value runs continuously. Output 1 is self-holding, and goes off after expiration of the 1-shot period for Output 2. One-shot time periods for Output 1 and 2 are independent.



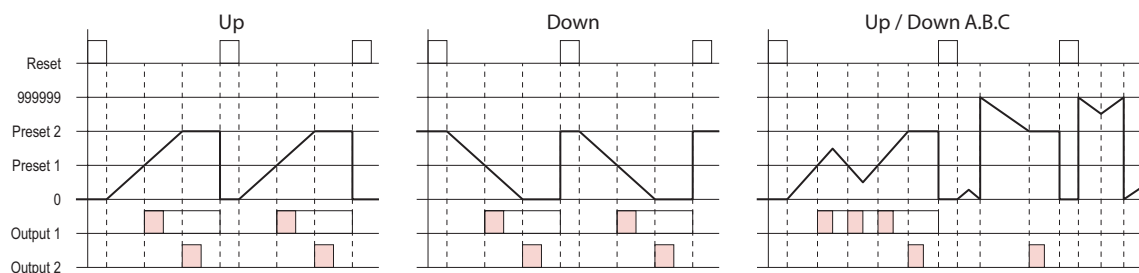
Output mode P : Present value display does not change during 1-shot time period, but reset start status is returned to as soon as count is reached. Outputs are 1-shot and operate repeatedly. Output 1 is self-holding, and goes off after expiration of the 1-shot period for Output 2. One-shot time periods for Output 1 and 2 are independent.



Output mode Q : Present value runs continuously through 1-shot time period and returns to reset start status immediately afterward. Outputs are 1-shot and operate repeatedly. Output 1 is self-holding, and goes off after expiration of the 1-shot period for Output 2. One-shot time periods for Output 1 and 2 are independent.



Output mode A : Present value and output 1 maintain status until reset. Output 1 and 2 operate independently.

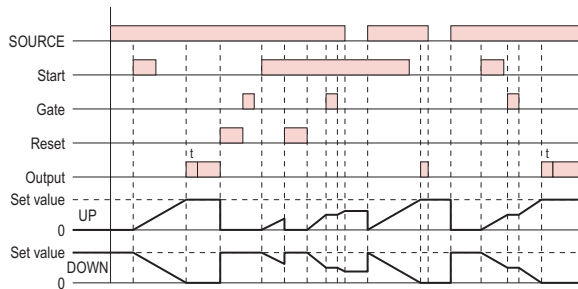


TIME RANGE :

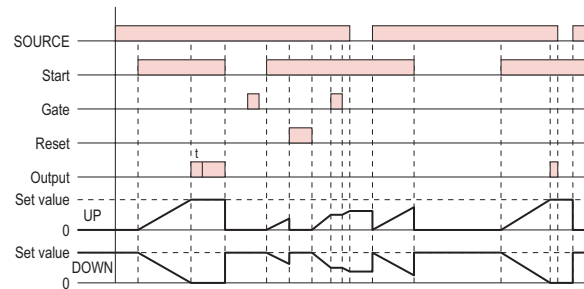
1	0.001s ~ 999.999s	7	0.1m ~ 99999.9m
2	0.01s ~ 9999.99s	8	1m ~ 999999m
3	0.1s ~ 99999.9s	9	1s ~ 99h59m59s
4	1s ~ 999999s	10	1m ~ 9999h59m
5	0.01s ~ 99m59.99s	11	0.1h ~ 99999.9h
6	0.1s ~ 999m59.9s	12	1h ~ 999999h

TIMING CHART : (Timer)

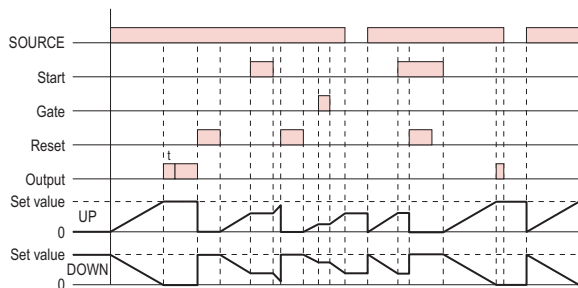
Output mode A : Signal ON delay 1
(Timer resets when power comes ON.)



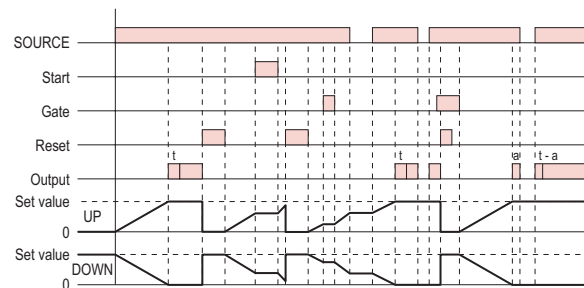
Output mode A-1 : Signal ON delay 2
(Timer resets when power comes ON.)



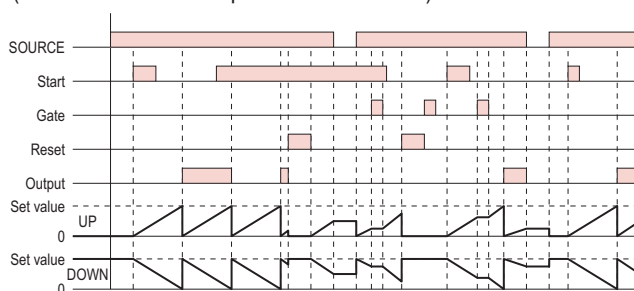
Output mode A-2 : Power ON delay 1
(Timer resets when power comes ON.)



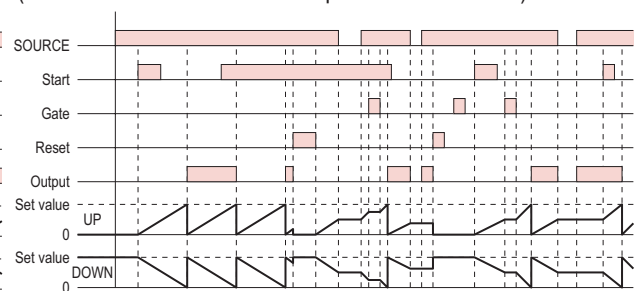
Output mode A-3 : Power ON delay 2
(Timer dose not reset when power comes ON.)



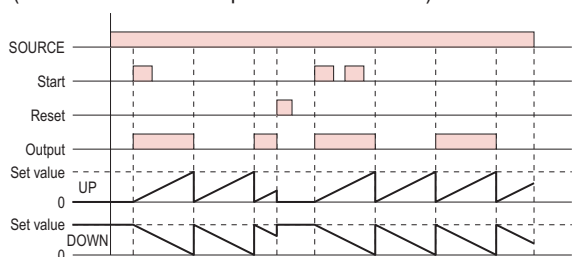
Output mode B : Repeat cycle 1
(Timer resets when power comes ON.)



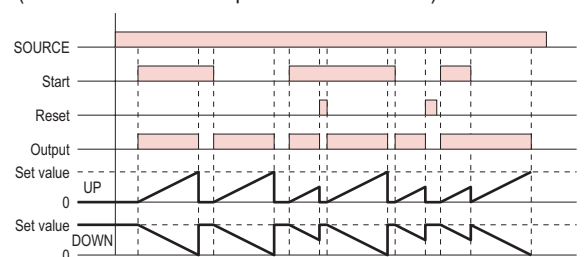
Output mode B-1 : Repeat cycle 2
(Timer dose not reset when power comes ON.)



Output mode B-2 : Repeat cycle ON start
(Timer resets when power comes ON.)

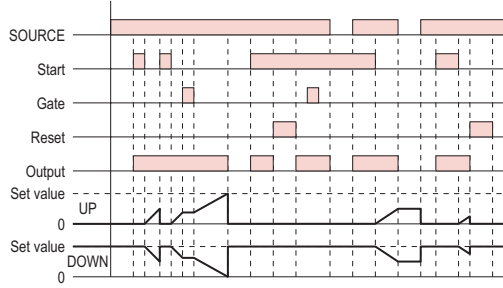


Output mode C : Signal ON/OFF delay
(Timer resets when power comes ON.)

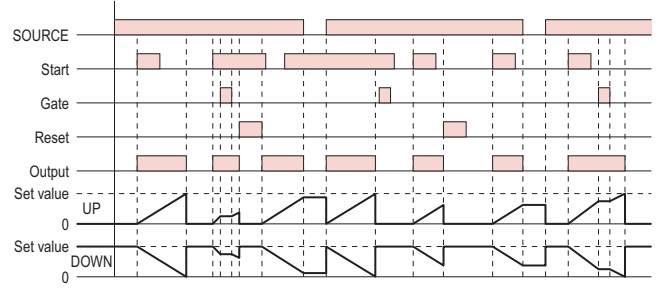


Note. In output mode A, A-1, A-2 and A-3, the control output is selectable between the sustained time period or one-shot time period.

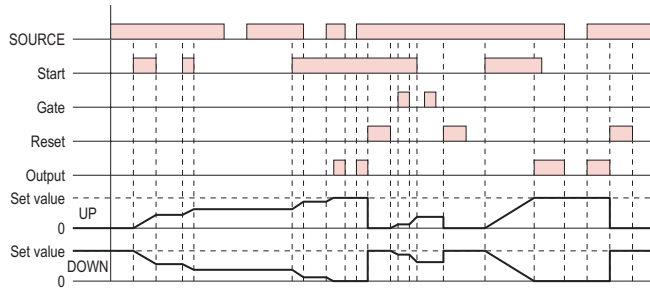
Output mode D : Signal OFF delay
(Timer resets when power comes ON.)



Output mode E : Interval
(Timer resets when power comes ON.)

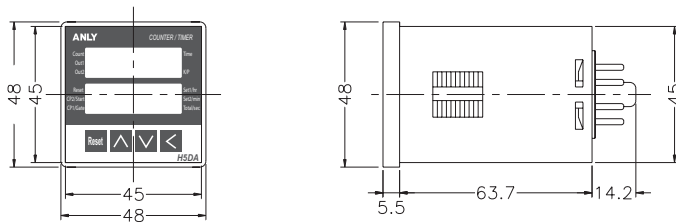


Output mode F : Cumulative
(Timer does not reset when power comes ON.)

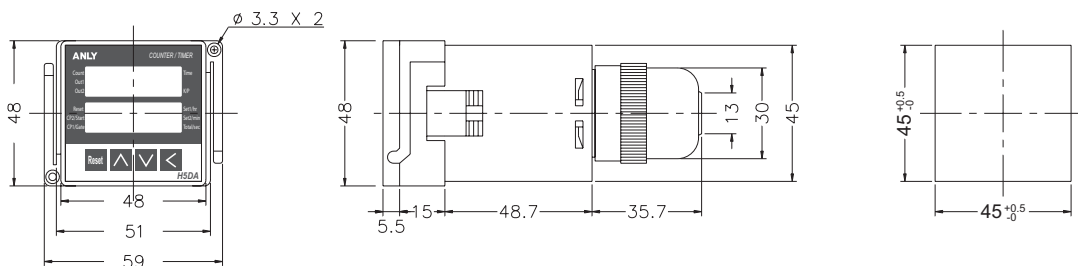


DIMENSIONS : (mm)

N type(Surface Mounting): Using P2CF-08 , PF085A Socket or
PF113A Socket(for H5DA-11/11D/11M use only)



Y type(Flush Mounting): Using Y50 Frame & US-08 Socket , P3G-08 Socket or
P3G-11 Socket(for H5DA-11/11D/11M use only)



ANLY ELECTRONICS CO., LTD.

<http://www.anly.com.tw>

TAIWAN MAIN OFFICE : ANLY ELECTRONICS CO., LTD.

No.19, Lane 202, Fushou St., Xinzhuang Dist., New Taipei City 242, Taiwan
TEL: +886-2-2996-3202 FAX: +886-2-2996-2017

MALAYSIA BRANCH : JUSTY ELECTRONICS (M) SDN, BHD.

No.1, Jalan 6/89B, Kawasan Perindustrian Trisegi, Batu 3 1/2 Off Jalan Sungei Besi, 57100 Kuala Lumpur, Malaysia
TEL: +60-3-7983-5758 FAX: +60-3-7981-5052

HONG KONG BRANCH : ANLY ELECTRONICS (HK) LTD.

Flat K, 13/F, Edward Mansion, 141 Prince Edward Road W., Kowloon, Hong Kong
TEL: +852-2397-2505 FAX: +852-2397-6080

SHANGHAI BRANCH : ANLY TECHNOLOGY (WUXI) CO., LTD.

Room 13G, No.831, Xinzha Rd., Jingan District, Shanghai, China 200041
TEL: +86-21-6218-3300 FAX: +86-21-6217-5911